



2024

Lumi Letters

www.neslight.com

CHANNEL

NES Light
SMART SOLUTION



Lumi Letters

CHANNEL

Pre-wired LED letters are ready to install when you receive them.
They come with all the necessary electrical components to complete installation.
The channel letter are available UL and Non-UL listed.

CONTENTS

- P3. Custom LED Letter - Lit info
- P4. Epoxy Front-Lit
- P5. Acrylic Front-Lit
- P6. Acrylic Front & Back - Lit
- P7. Acrylic Front & Side - Lit
- P8. Acrylic Back - Lit
- P9. Acrylic Half Back - Lit
- P10. Acrylic Side - Lit
- P11. Epoxy Hybrid Front & Back - Lit
- P12. Acrylic Hybrid Front & Back - Lit
- P13. Acrylic Hybrid Push Thru Front & Back - Lit
- P14. Acrylic Neon - Lit
- P15. Acrylic Neon - Lit Channel
- P16. Bevel Edge Front & Back - Lit
- P17. Bulb - Lit
- P18. Non-Lit
- P19. Acrylic Non-Lit
- P20. Rigid foam PVC sheet Non-Lit

What is The Difference Between Channel Letters and Lumi Letters?

NO TRIM CAP “Infinity Edge” Face Option



Creates clean trimless, infinity edge look on sign face so favored by high-end retails or architectural environments.

▼Lumi Letter Sign



▼Channel Letter Sign




1" THICK LOW Profile System



Optimized light diffusion technology outshines conventional channel letter signs.

▼Lumi Letter Sign



▼Channel Letter Sign



EASY TO INSTALL Fast and Simple Installation.




NES Lights LED-lit letter is Comes out as a finished product, It doesn't need to assemble or weld.

▼Lumi Letter Sign



▼Channel Letter Sign



STAINLESS MATERIAL Fabricated Stainless Steel Letters



Offering excellent resistance to corrosion. Also available and recommended for more harsh environments, such as coastal areas.

▼Lumi Letter Sign



▼Channel Letter Sign



BEST BRIGHTNESS High Quality Array LEDs




The LED technology used illuminates a crisper brightness while saving more energy to that of the traditional lights.

▼Lumi Letter Sign



▼Channel Letter Sign



Lumi letters™

Epoxy Channel Letters



Epoxy Front-Lit


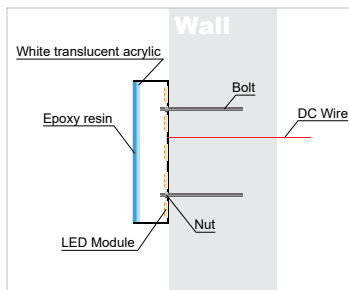
Epoxy Letter use a specially formulated resin for a uniformly diffused light transfer, making these letters bright and refined. Magnificently sculpted and engineered, these letters are a perfect choice for any interior low-profile signs with a depth of 1.5 inch. Epoxy resin filled channel letters can be produced to your specific requirements in a wide variety of sizes, fonts and color and equipped for easy installation and service access.

Technical details and options:

- Depth : 1.5 ~ 3" (custom available)
- Return : Stainless steel, Aluminum, G/A steel (custom available)
- Painting : various colors (custom available)
- UV Protected Resin : various color translucent vinyl face
- LED Color : 2500K~10000K, Red, Green, Blue, Yellow, RGB fullcolor



Installation details



Lumi letters™

Acrylic Channel Letters



Acrylic Front-Lit

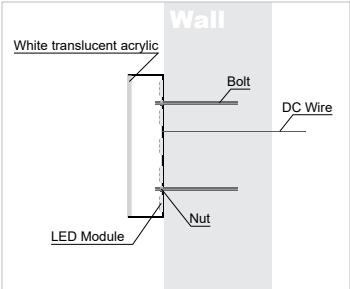
Acrylic Front-Lit channel letters are one of the most popular and cost effective sign options on the market today. Each character is equipped with low-voltage LED illumination which emits light through the translucent acrylic front face of each letter while the reverse is guarded to prevent nature's friends from nesting.

Technical details and options:

- Depth : 1.5 ~ 3" (custom available)
- Return : Stainless steel, Aluminum, G/A steel (custom available)
- Painting : various colors (custom available)
- UV Protected Resin : various color translucent vinyl face
- LED Color : 2500K~10000K, Red, Green, Blue, Yellow, RGB fullcolor



Installation details



Lumi letters™

Acrylic Channel Letters



Acrylic Front & Back - Lit

Acrylic Front & Back - Lit letters are the combination of forward and reverse illumination generates an outcome that is both eye-catching and elegant, yet simple.

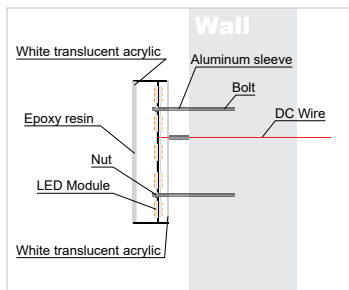
Similar to the reverse-illuminated series the rear of each letter uses clear polycarbonate to protect them from mother nature and any little creatures looking for a place to call home.

Technical details and options:

- Depth : 2 ~ 3" (custom available)
- Return : Stainless steel, Aluminum, G/A steel (custom available)
- Painting : various colors (custom available)
- UV Protected Resin : various color translucent vinyl face
- LED Color : 2500K~10000K, Red, Green, Blue, Yellow, RGB fullcolor



Installation details



Lumi letters™

Acrylic Channel Letters



Acrylic Front & Side - Lit

Acrylic Front & Side - Lit channel letters are the newest inclusion in our channel letter line and are sure to provoke attention and accomplish a dramatic effect.

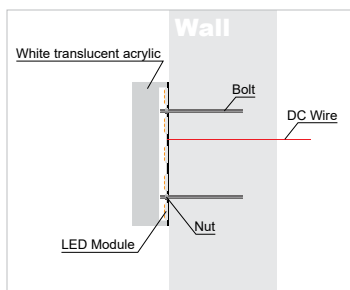
When it comes to creating an image designed to excite onlookers and stimulate conversation a Acrylic Front & Side - Lit channel letter sign is sure to accomplish the objective.

Technical details and options:

- Depth : 1.5 ~ 3" (custom available)
- Aluminum Composite Backs
- Translucent Painting : various colors (custom available)
- Acrylic Face : various color translucent vinyl face
- LED Color : 2500K~10000K, Red, Green, Blue, Yellow, RGB fullcolor



Installation details



Lumi letters™

Acrylic Channel Letters



Acrylic Back - Lit

Given their remarkable ability to project style the Acrylic Back - Lit channel letters add a touch of class that is memorable and sought after in today's designer sign industry.

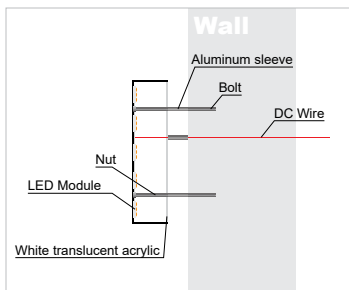
Used in either interior and exterior applications, this option is mounted off the surface wall allowing their low-voltage LED lights to radiate outward from behind each channel letter.

Technical details and options:

- Depth : 1 ~ 3" (custom available)
- Return & Face: Stainless steel, Aluminum, G/A steel (custom available)
- Painting : various colors (custom available)
- LED Color : 2500K~10000K, Red, Green, Blue, Yellow, RGB fullcolor



Installation details



Lumi letters™

Acrylic Channel Letters



Acrylic Half Back - Lit

Acrylic Half Back - Lit channel letters are designed with a thicker acrylic front panel to achieve an illuminated edge along the backs.

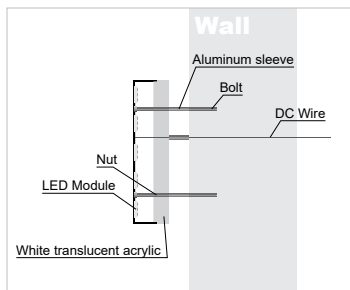
This method of construction and assembly produces a clean and striking sign which emanates an image of modern sophistication.

Technical details and options:

- Depth : 1 ~ 3" (custom available)
- Return & Back : Stainless steel, Aluminum, G/A steel (custom available)
- Painting : various colors (custom available)
- Acrylic : various translucent color painting
- LED Color : 2500K~10000K, Red, Green, Blue, Yellow, RGB fullcolor



Installation details



Lumi letters™

Acrylic Channel Letters



Acrylic Side - Lit

Acrylic Side - Lit channel letters are the newest inclusion in our channel letter line and are sure to provoke attention and accomplish a dramatic effect.


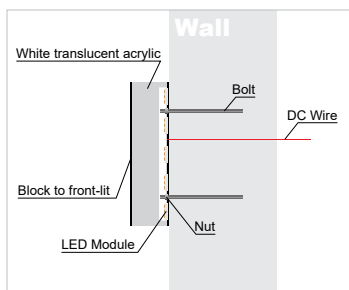
When it comes to creating an image designed to excite onlookers and stimulate conversation a Acrylic Front & Side - Lit channel letter sign is sure to accomplish the objective.

Technical details and options:

- Depth : 1 ~ 3" (custom available)
- Face & Back : Stainless steel, Aluminum, G/A steel (custom available)
- Painting : various colors (custom available)
- LED Color : 2500K~10000K, Red, Green, Blue, Yellow, RGB fullcolor



Installation details



Lumi letters™

Epoxy Channel Letters



Epoxy Hybrid Front & Back - Lit

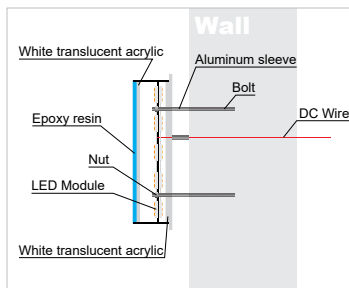
Hybrid Front & Back - Lit letters are the easiest way to make a bold statement that captures attention. The combination of forward and reverse illumination generates an outcome that is both eye-catching and elegant, yet simple.

Technical details and options:

- Depth : 3" (custom available)
- Return : Stainless steel, Aluminum, G/A steel (custom available)
- Painting : various colors (custom available)
- UV Protected Resin : various color translucent vinyl face
- Back Acrylic : various translucent color painting
- LED Color : 2500K~10000K, Red, Green, Blue, Yellow, RGB fullcolor



Installation details



Lumi letters™

Acrylic Channel Letters



Acrylic Hybrid Front & Back - Lit

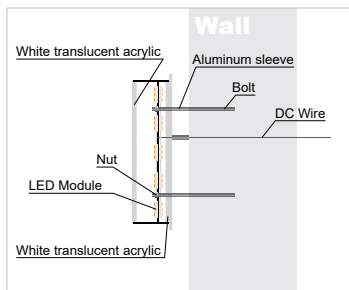
Hybrid Front & Back - Lit letters are the easiest way make a bold statement that captures attention. The combination of forward and reverse illumination generates an outcome that is both eye-catching and elegant, yet simple.

Technical details and options:

- Depth : 3" (custom available)
- Return : Stainless steel, Aluminum, G/A steel (custom available)
- Painting : various colors (custom available)
- Acrylic Face : various color translucent vinyl face
- Back Acrylic : various translucent color painting
- LED Color : 2500K~10000K, Red, Green, Blue, Yellow, RGB fullcolor



Installation details



Lumi letters™

Acrylic Channel Letters



Acrylic Hybrid Push Thru Front & Back - Lit

Making use of stainless steel cans equipped push-thru acrylic, Hybrid Push Thru letters elicit the new style and feel of the traditional Front & Back - Lit letters.

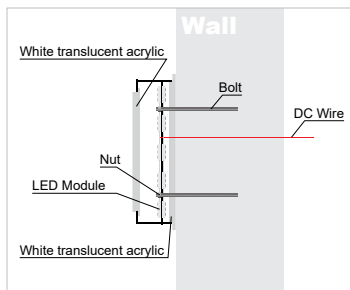
The combination of forward and reverse illumination generates an outcome that is both eye-catching and elegant, yet simple.

Technical details and options:

- Depth : 3.5" (custom available)
- Return : Stainless steel, Aluminum, G/A steel (custom available)
- Painting : various colors (custom available)
- Acrylic Face : various color translucent vinyl face
- Back Acrylic : various translucent color painting
- LED Color : 2500K~10000K, Red, Green, Blue, Yellow, RGB fullcolor



Installation details





Acrylic Neon - Lit

Acrylic Neon - Lit letter signs are constructed of engraved clear or white translucent acrylic face.

LED modules are installed in the letters.

The letters can be used both indoors and outdoors.

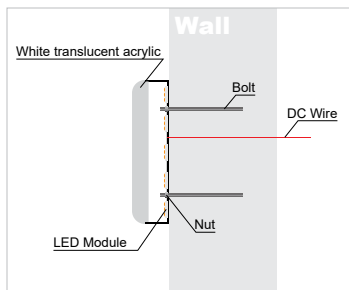
You will get the classic look of Neon Signs with the energy saving and long life expectancy of LED lights.

Technical details and options:

- Depth : 1.5 ~ 3" (custom available)
- Return : Stainless steel, Aluminum, G/A steel (custom available)
- Return Painting : various colors (custom available)
- Acrylic Face : various translucent color painting
- LED Color : 2500K~10000K, Red, Green, Blue, Yellow, RGB fullcolor



Installation details



Lumi letters™

Special Letters



Acrylic Neon - Lit Channel


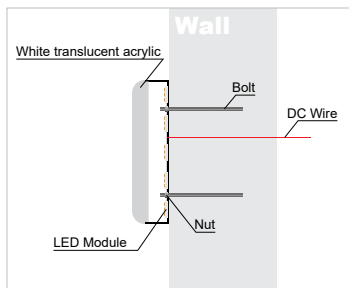
Acrylic Neon Channel Signage also known as open face LED channel letters is a type of sign where the LED Neon tubes are exposed from the front face and cased in metal/acrylic. Exposed LED Neon channel letters can be used almost anywhere and at any event like your office, café, bar, party, wedding, hotel, residential building and even studios.

Technical details and options:

- Depth : 1.5 ~ 3" (custom available)
- Return : Stainless steel, Aluminum, G/A steel (custom available)
- Return Painting : various colors (custom available)
- Acrylic Face : various translucent color painting
- LED Color : 2500K~10000K, Red, Green, Blue, Yellow, RGB fullcolor



Installation details





Bevel Edge Front & Back - Lit

Bevel Edge Front & Back - Lit letter signs are constructed of engraved clear or white translucent acrylic.

Letters come in pigmented and painted colors.


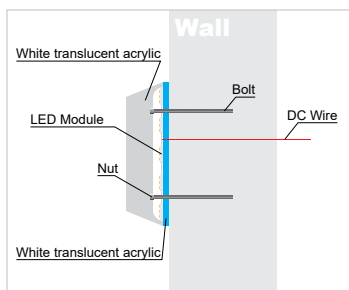
The letters can be used both indoors and outdoors.

Technical details and options:

- Depth : 1.5 ~ 3" (custom available)
- Return : Stainless steel, Aluminum, G/A steel (custom available)
- Return Painting : various colors (custom available)
- Acrylic Face : various translucent color painting
- LED Color : 2500K~10000K, Red, Green, Blue, Yellow, RGB fullcolor



Installation details



Lumi letters™

Special Letters



Bulb - Lit

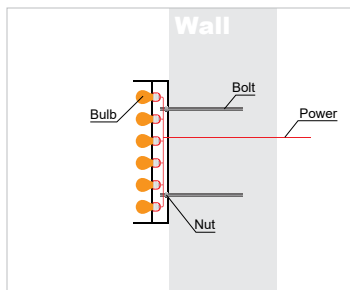
Bulb - Lit letters is guaranteed to offer a nostalgic touch with a modern flare that demonstrates this is a place for good times. Using our precision extruded metal casings each letter is crafted with open or closed front faces and fitted with a series individual inset bulbs to match the contour of your customers choice shape and style letter.

Technical details and options:

- Depth : 3 ~ 5" (custom available)
- Return & Face : Stainless steel, Aluminum, G/A steel (custom available)
- Painting : various colors (custom available)
- Bulb LED Color : 2500K~10000K, Red, Green, Blue, Yellow, RGB fullcolor



Installation details





Non-Lit

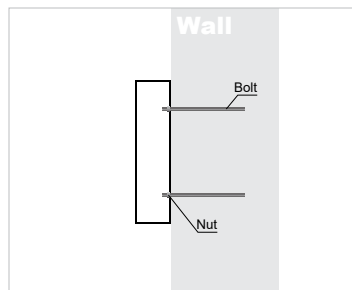
Expertly crafted to ensure the premium image they portray, our non-lit channel letters convey their message with unmistakable style and flare.

Given the wide range of rich finish options these channel letters lend themselves well to the modern industrial boutique style common in today's most hip and trendy design concepts.

Technical details and options:

- Depth : 1 ~ 3" (custom available)
- Return & Face : Stainless steel, Aluminum, G/A steel (custom available)
- Painting : various colors (custom available)

Installation details



Lumi letters™

Special Letters



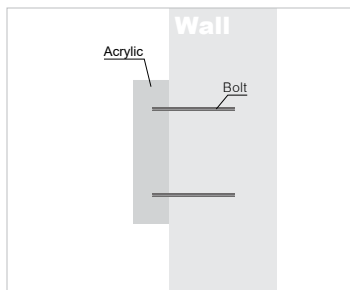
Acrylic Non-Lit

Acrylic Non - Lit letter signs are constructed of engraved black or white translucent acrylic. Letters come in pigmented and painted colors. The letters can be used both indoors and outdoors.

Technical details and options:

- Depth : 0.25 ~ 0.5" (custom available)
- Painting : various colors (custom available)

Installation details





Rigid foam PVC sheet Non-Lit

Rigid foam PVC sheet Non-Lit letter signs are constructed of engraved black or white translucent acrylic. Letters come in pigmented and painted colors. The letters can be used both indoors and outdoors.

Technical details and options:

- Depth : 0.25 ~ 1" (custom available)
- Painting : various colors (custom available)

Installation details

