





2024

Lumi Panel

www.neslight.com

NES Light
SMART SOLUTION




Lumi Panel

CONTENTS

- P3. Lumi Panel Info
- P5. LED Info
- P6. Type A - single side lit
- P7. Type B - single side lit
- P8. ECO Slim - single side lit
- P9. Double Sided - double side lit
- P10. Outdoor - single side lit
- P11. Crystal - single side lit
- P12. Order Sheet

custom led light box & panel is ideal for demanding retail, food service and utility applications such as consumer retail, restaurant menu boards, movie poster displays, jewelry stores, trade shows, office lobbies and conference, hanging from overhead

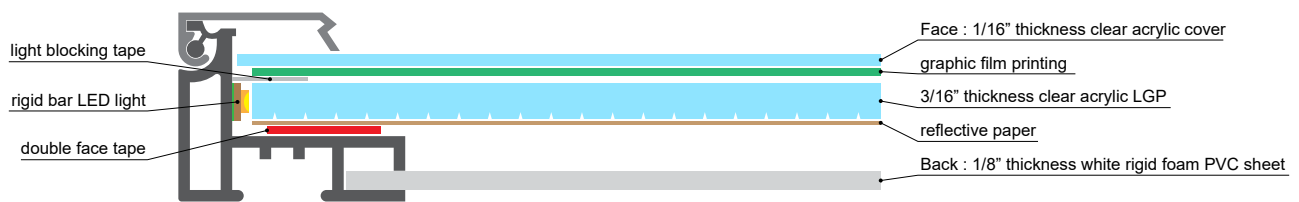


Our Lumi Panel can be customized for various purposes according to each order.

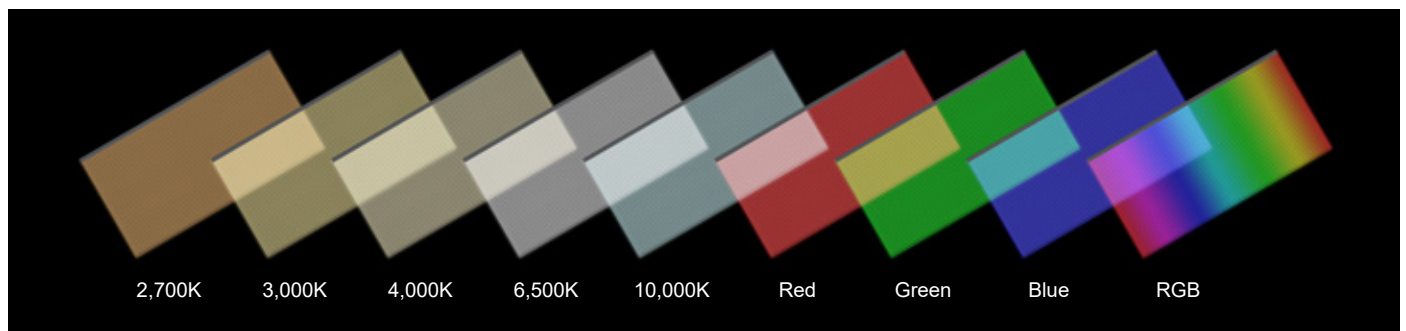
- Any size up to 4' x 8'
- Super slim and super bright
- Snap frame for quick graphic change
- Easy installation
- Even and consistent illumination
- Energy saving and maintenance free
- Long lifespan
- Superior consistent light quality
- Advanced 3-year warranty




The Technology



LED Color Options



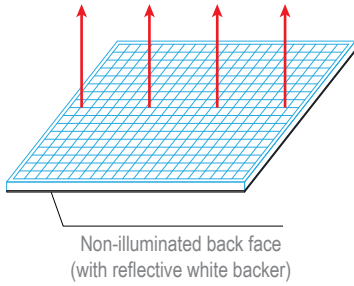
Customizable LGP & Cutting Limits



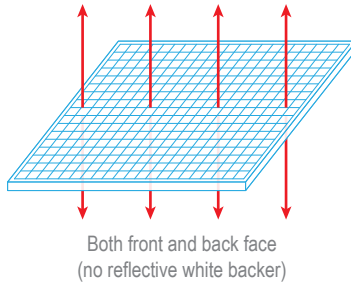
The power cord can be located around the perimeter of the panel as required, subject to the configuration of the LED or the back of the panel.

Application Options

Single Face Illumination - Standard




Double Face Illumination - Option




- A wide variety of accessory options are available
- Environment : Dry environments are standard but if needed for wet location, then please inquire further
- Quoting Requirements : PDF drawing with dimensions and wire locations labeled must be provided

Illuminating Option

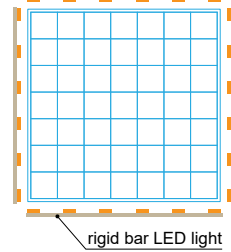
Single Edge Sided Lit



Doubled Edge Sided Lit

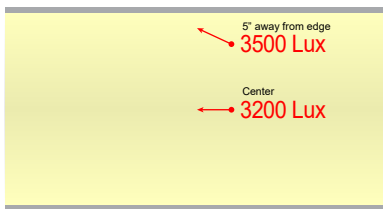


Quadra Edge Sided Lit




Brightness

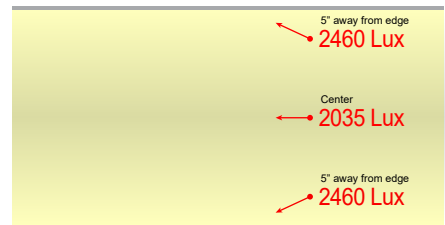
24" x 48" Sheet with 6500K
Doubled Edge Sided Lit



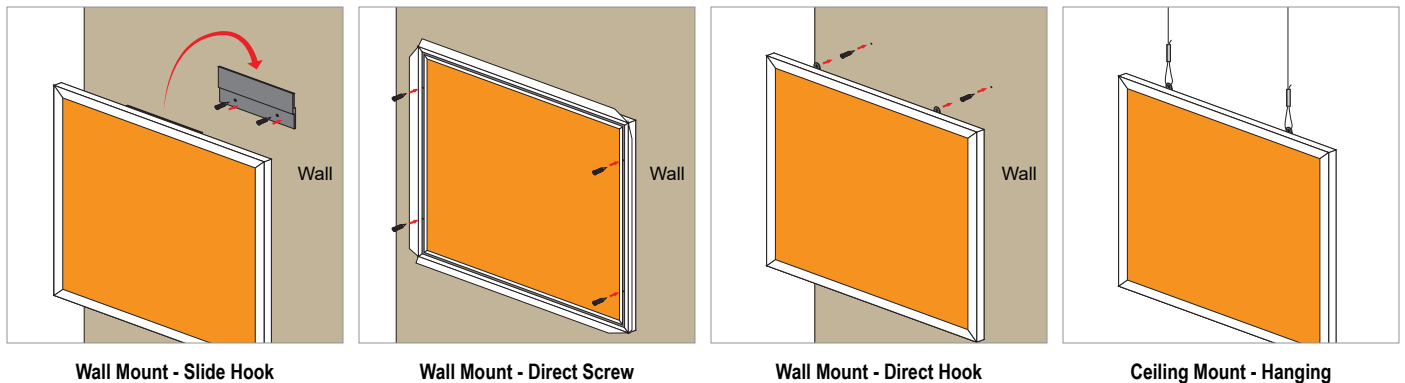
12" x 12" Sheet with 6500K
Doubled Edge Sided Lit




48" x 96" Sheet with 6500K
Doubled Edge Sided Lit



Installation




RS1 White Color Rigid Bar LED Light



- Model RS1
- Type rigid bar LED light
- Size 500 x 5 x 3mm(19.69" x 0.2" x 0.12")
- Cutting 50mm(1.97")
- LED Qty 18 pcs/ft
- Wattage 4.4 W/ft
- Voltage 12 V DC
- LED Type SMD 5050
- Lumen 450 lm/ft
- LED Color 2,700k, 3,000k, 4,000k, 6,500k, 10,000k



RS1 Single Color Rigid Bar LED Light




- Model RS1
- Type rigid bar LED light
- Size 500 x 5 x 3mm(19.69" x 0.2" x 0.12")
- Cutting 50mm(1.97")
- LED Qty 18 pcs/ft
- Wattage 4.4 W/ft
- Voltage 12 V DC
- LED Type SMD 5050
- Lumen 80 lm/ft
- LED Color Red, Green, Blue



RS2 White Color Rigid Bar LED Light



- Model RS2
- Type rigid bar LED light
- Size 500 x 5 x 3mm(19.69" x 0.2" x 0.12")
- Cutting 37.5mm(1.48")
- LED Qty 18 pcs/ft
- Wattage 4.4 W/ft
- Voltage 12 V DC
- LED Type SMD 5050
- Lumen 600 lm/ft
- LED Color 6,500k, 9,000k



RS3 RGB Full Color Rigid Bar LED Light




- Model RS3
- Type rigid bar LED light
- Size 500 x 10 x 5mm(19.69" x 0.4" x 0.2")
- Cutting 50mm(1.97")
- LED Qty 18 pcs/ft
- Wattage 4.4 W/ft
- Voltage 12 V DC
- LED Type SMD 5050
- Lumen 60 lm/ft
- LED Color RGB full color



Lumi Panel

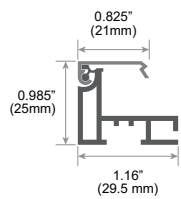
LED Display






Lumi Panel Type A

Introducing a cutting-edge LED lighting panel with graphic printed film. This product captivates with its modern and sophisticated design, seamlessly blending high-quality LED lighting technology with printed graphics to brighten and beautify any environment. Versatile and innovative, it finds applications across various industries including advertising, exhibitions, furniture, and architectural design, delivering impactful visual effects. With exceptional brightness and sharp image quality, this LED lighting panel ensures utmost customer satisfaction.

Frame Size




Single Side Light



Lumi Panel

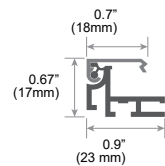
LED Display



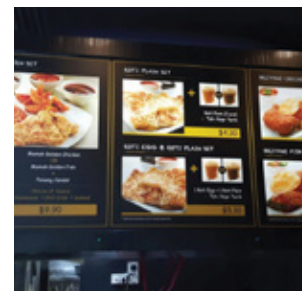



Lumi Panel Type B

This sleek and elegant product combines cutting-edge technology with a thinner profile, offering a modern and minimalist aesthetic for any space. With its reduced thickness, it seamlessly integrates into various applications such as retail displays, interior decor, and signage, providing a seamless and visually appealing lighting solution. Experience the same high-quality LED illumination and vibrant printed graphics in a slimmer package, perfect for environments where space efficiency and style are paramount.

Frame Size



Single Side Light



Lumi Panel

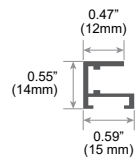
LED Display



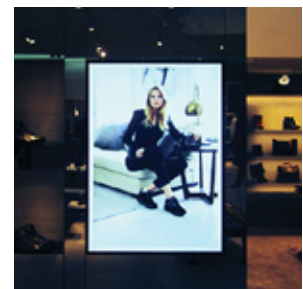

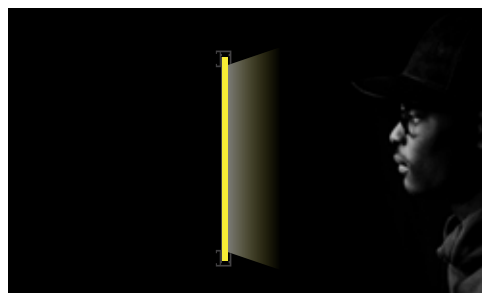
Lumi Panel ECO Slim

Introducing our affordable ECO line of LED lighting panels. These products combine cost-effectiveness with high efficiency and quality, making them ideal for both businesses and individual users. With an environmentally friendly design and low power consumption, these panels prioritize energy efficiency, appealing to customers seeking sustainable lighting solutions. Available in various sizes and options, our ECO LED lighting panels offer high performance at an affordable price point.

Frame Size




Single Side Light



Lumi Panel

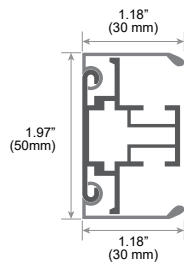
LED Display






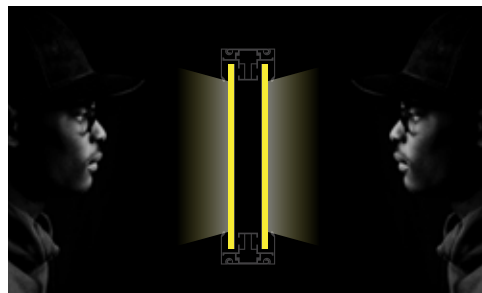
Lumi Panel Double Sided

This product features graphics printed on both sides, allowing for a more dynamic expression of space. With the flexibility to display different images on the front and back, it creates creative effects in advertising and displays. Utilizing high-quality LED lighting technology, it delivers sharp and bright images suitable for various environments. The double-sided LED lighting panel captivates attention with its outstanding visual effects and offers a range of design options, making it the ideal choice for a wide range of industries.

Frame Size



Double Side Light



Lumi Panel

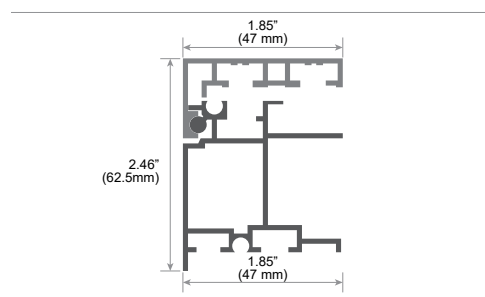
LED Display





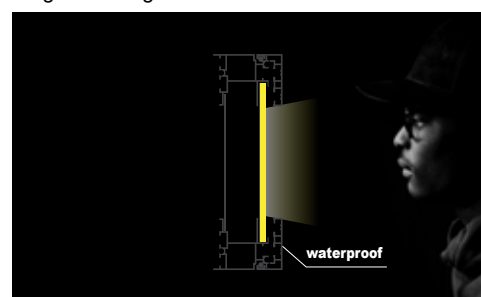
Lumi Panel Outdoor

Designed specifically for outdoor use, this product is built to withstand various weather conditions, ensuring reliable performance even in harsh environments. With its waterproof feature, it provides a durable and long-lasting lighting solution for outdoor spaces such as gardens, patios, signage, and architectural accents. The high-quality LED technology delivers bright and vibrant illumination, enhancing the visual appeal of outdoor areas while also offering energy efficiency. Experience superior durability and functionality with our waterproof outdoor LED lighting panel, perfect for creating inviting and captivating outdoor atmospheres.

Frame Size



Single Side Light







Lumi Panel

LED Display



Lumi Panel Crystal

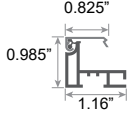
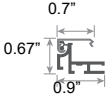

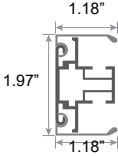
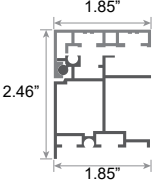

Our Crystal LED lighting panel delivers a mesmerizing visual experience that will leave customers in awe. The graphic printed film, seamlessly integrated with the transparent crystal panel, creates a magical sensation that captivates viewers and elevates any space. Its modern and sleek design captures attention while the exceptional lighting effects enhance the beauty of the surroundings. The moment customers lay their eyes on our Crystal LED lighting panel, they are greeted with a stunning visual impact that sets it apart as the ultimate choice for creating a truly captivating atmosphere.



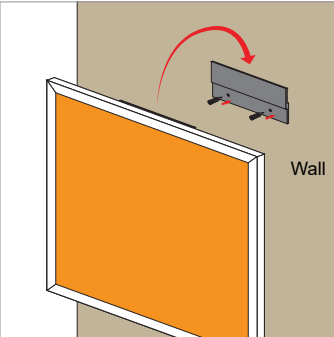
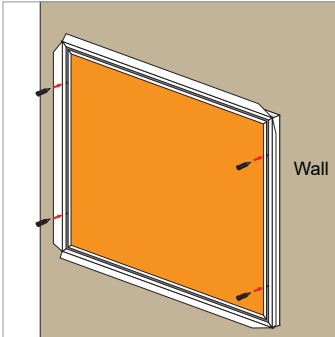
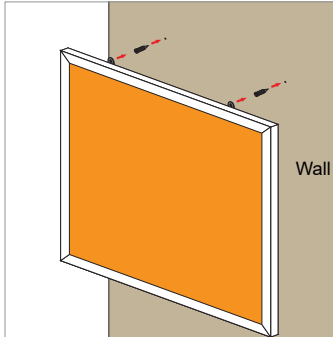
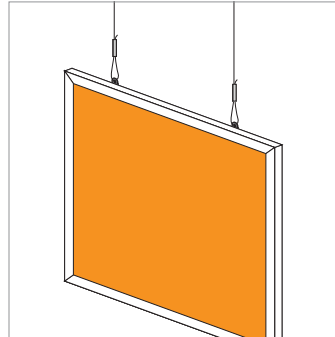
1. Customer Information

Company or Name		Phone	
Address		Zip Code	
Delivery Location		Email	
Anticipated Delivery Date		Date	

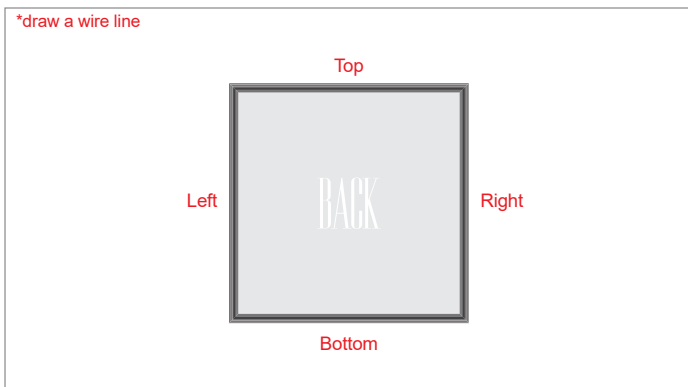
2. Choose Product Type

 <p>Light Panel A FRAME COLOR SILVER GOLD BLACK WHITE</p>	 <p>Light Panel B FRAME COLOR SILVER GOLD BLACK WHITE</p>	 <p>ECO Slim FRAME COLOR SILVER GOLD BLACK WHITE</p>	 <p>Double Side FRAME COLOR SILVER GOLD BLACK WHITE</p>	 <p>Outdoor FRAME COLOR SILVER GOLD BLACK WHITE</p>	 <p>Crystal VINYL STICKER FRAME COLOR COLOR : _____</p>
---	---	--	---	---	---

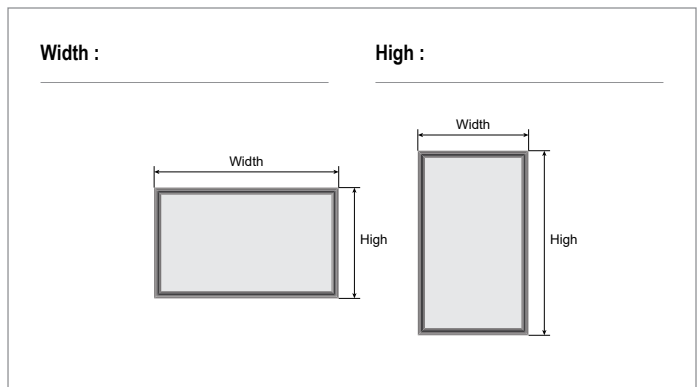
3. Installation Type

 <p>Wall Mount - Slide Hook</p>	 <p>Wall Mount - Direct Screw</p>	 <p>Wall Mount - Direct Hook</p>	 <p>Ceiling Mount - Hanging</p>
--	--	--	--

4. Back side Wire Position



4. Size



memo :

Notices

1. This form is for custom made only.
2. Please fill out an order form and send us your design.
3. If you don't have design, write down the contents and size on the memo.
4. Please call me if you have any questions.